


JOYCE M. PARKER,
ELIZABETH X. DE LOS SANTOS,
CHARLES W. ANDERSON



ABSTRACT

Our society is currently having serious debates about sources of energy and global climate change. But do students (and the public) have the requisite knowledge to engage these issues as informed citizenry? The learning-progression research summarized here indicates that only 10% of high school students typically have a level of understanding commensurate with that called for in the Next Generation Science Standards. The learning-progression research shows how most students fall short of being able to trace matter and energy through carbon-transforming processes such as photosynthesis, respiration, and combustion that are at the center of analyses of energy use and global climate change. We discuss the more typical types of understanding that students develop and their implications for teaching.

Key Words: Tracing matter and energy; photosynthesis; respiration; combustion; carbon cycle; global climate change; learning progressions.

○ Introduction: Learning Progressions & the NGSS

Matter and energy changes in biological carbon-transforming processes such as photosynthesis, cellular respiration, and combustion are at the heart of serious issues that currently face our society, including sources of energy and global climate change. Do students (and the public) have the requisite knowledge to engage these issues as informed citizenry?

In order to follow the public discussion of these issues, people need the type of understanding targeted by the *Next Generation Science Standards* (NGSS; NGSS Lead States, 2013) and the *Framework for K–12 Science Education* (National Research Council, 2012). The *Framework* describes crosscutting concepts that are broadly applicable lenses that students can use to make sense of new content. Of the seven crosscutting concepts, Tracing Matter and Energy applies most directly to the issues of energy sources and

Tracing Matter and Energy applies most directly to the issues of energy sources and global climate change.

global climate change. By learning how to trace matter and energy through various biological and chemical processes, students should be able to connect macroscopic phenomena such as plant and animal growth with atomic–molecular processes such as chemical changes in photosynthesis and cellular respiration. These, in turn, can be connected with energy flow and carbon cycling in the global carbon cycle. Figure 1 represents this type of understanding. Matter (represented by green text and arrows) cycles between living things and the atmosphere. Energy (represented by red text and arrows) does not cycle. Sunlight is transformed into chemical energy in biomolecules, then into ATP, and finally into work and heat, which cannot be reused by living organisms.

But do students have this type of connected, organized, and flexible knowledge? Can they use the conservation rules to check their accounts of matter and energy changes during the processes that affect biofuels, fossil fuels, and atmospheric CO₂ levels? When we talk to *successful* science students, what they have to say is troubling. The following quotes are from college students who were interviewed about matter inputs, outputs, and exchanges among organisms. These students were interviewed after receiving instruction (in an introductory biology course for science majors) and passing a test on the topics of the interview.

Susan: *In photosynthesis, [coming in are] CO₂, starch or glucose. Coming out is oxygen, water, and energy.*

Ruth: *Well I know that the light makes it [radish plants] grow which gives it like, nutrition, which it gets from the dirt and the water. And it takes in the nutrition into the... , photosynthesis also adds to it [sounds unsure]. And it gives, I know it gives off CO₂ and that releases off, but it doesn't really add to the weight.*

Mark [explaining the fate of the mass lost by someone on a diet]: *The fat was converted into useable energy and burned by muscle contraction for movement.*

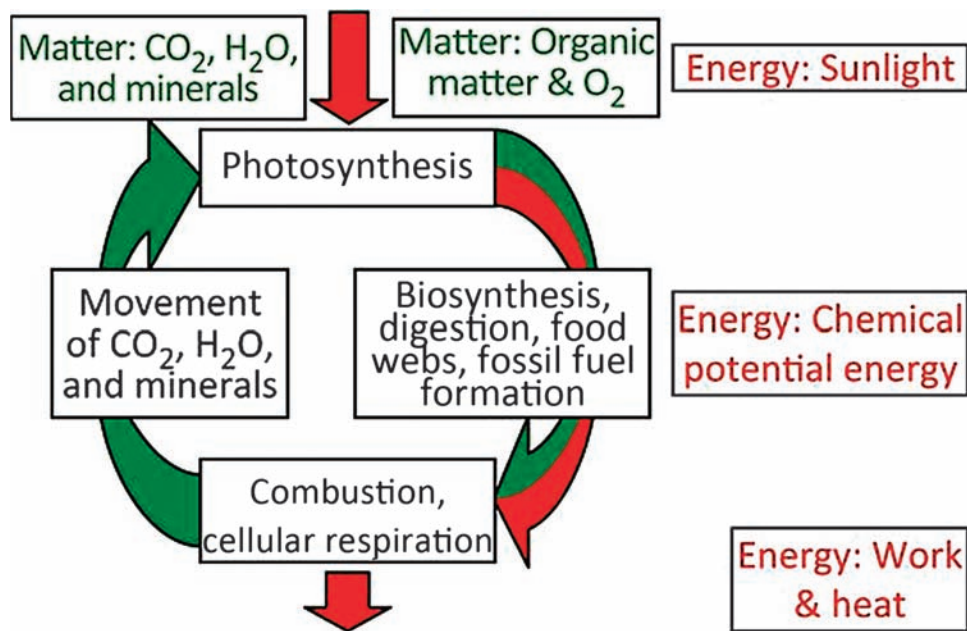


Figure 1. Level 4 account of carbon cycling (green arrows) and energy flow (red arrows) that is scientifically accurate and reflects the use of matter and energy conservation as a crosscutting concept (*Next Generation Science Standards*).

None of these students appeared to notice that his or her explanation included the creation or destruction of matter. Despite prodding from the interviewer, Susan gave an account of photosynthesis in which carbon is a part of all of the inputs but none of the outputs. She also failed to identify a source of the energy produced. Similarly, Ruth's account of how growing radish seeds gain mass did not identify the origins of the increasing mass in the growing plant. Mark's account of how someone on a diet loses weight had matter (fat) being converted into energy.

Compare these quotes to Burt's account of the source of mass of radish seeds growing in light and water: *And then how this increase in mass, bio-mass, [in the radish seeds in light] occurred would obviously be not from water, so it had to be from something else like some sort of glucose or something like that... It [glucose] is made of $C_6H_{12}O_6$ and so it needs the CO_2 to make for the carbon and it has water that uses H for the water from the water, too* (Parker et al., 2012). Although he could not immediately generate an answer, he realized that he needed to account for each of the elements in the glucose that was produced by photosynthesis. Tracing matter was a tool that he used to generate an explanation.

Why do so many students' accounts differ from scientific explanations? Are there patterns in how students reason about these familiar carbon-transforming processes? What do the patterns in students' developing ideas tell us that might help us design more effective instruction? Here, we examine the answers to these questions on the basis of learning-progression research reported by Mohan et al. (2009) and Jin and Anderson (2012). Learning progressions are "descriptions of the successively more sophisticated ways of thinking about a topic that can follow one another as children learn about and investigate a topic over a broad span of time (e.g., six to eight years)" (Duschl et al., 2007). Learning progressions are developed by analyzing written responses and interviews of many students in a variety of grades and settings, looking for patterns in their responses, and

organizing groups of similar responses by degree of sophistication. Longitudinal studies are used to see whether individual students actually progress through the designated levels.

Learning-progression research differs from misconceptions research in that it looks at students' ways of approaching a broad set of ideas rather than their understanding of a specific concept. The *Framework for K–12 Science Education* and the NGSS are informed by learning-progression research. The learning progressions we report here examine how students learn to use the crosscutting concepts of matter and energy conservation to make sense of carbon-transforming processes.

○ Methodology

Because we are interested in students' ability to use the conservation laws as schemata for understanding carbon-

transforming processes, the learning progression we describe here is based on analysis students' spoken and written responses to open-ended questions. The results are based on interviews with 8 elementary, 22 middle school, and 26 high school students and written responses to open-ended questions by 481 elementary, 1001 middle, and 740 high school students (Mohan et al., 2009; Jin & Anderson, 2012). The students came from a variety of settings and from several states. Tests and interviews included questions about everyday situations so that all students would have something to contribute. We looked for patterns in their responses and organized groups of similar responses by degree of sophistication. Indicators of each level of response were refined through an iterative process until individual raters reliably scored responses in the same way (Jin & Anderson, 2012). Longitudinal studies were used to see whether individual students actually progressed through the designated levels. We have done parallel work with undergraduates in introductory biology courses using interviews, essay questions, and forced-choice questions (Wilson et al., 2006; Richmond et al., 2010; Parker et al., 2012).

○ How Students Develop an Understanding of Matter & Energy in Carbon-Transforming Processes: Descriptions of Learning-Progression Levels of Understanding

Our research has focused on students' accounts (descriptions and explanations) of familiar carbon-transforming processes: plant and animal growth and movement, decay, and combustion of organic materials. We describe our findings in terms of four levels of achievement, from Level 1 (typical of students in upper elementary school)

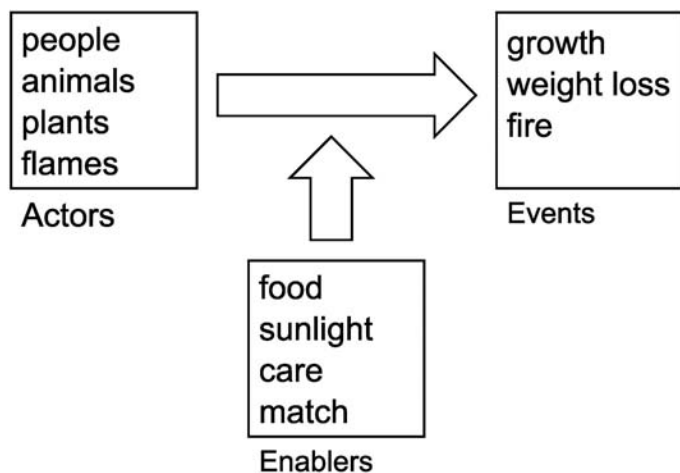


Figure 2. Level 1 account of carbon-transforming processes whose events occur when the actors have the necessary enablers.

to Level 4 (the integrated understanding described in the NGSS; see Figure 1). The lower levels represent ways of thinking and using language that come to us through our shared cultural heritage; the upper levels successfully use the knowledge and practices of science.

Level 1

Level 1 students are almost exclusively elementary or middle school students. However, their thinking sheds light on the origin of older students' ideas. Figure 2 is quite different from Figure 1. Unlike Level 4 students, Level 1 students do not think about cycles. In order to identify cycles, one has to identify something in common in the components of the cycle. For example, in Figure 1, we are really tracing carbon, hydrogen, and oxygen. But Level 1 students don't see these commonalities. Their accounts focus on what they can see, and they interpret events in everyday language. They envision the events of the world as taking place because *actors* such as people, animals, plants, or even flames make them happen. Actors have needs or *enablers* that they must use to fulfill their purposes. Enablers can include materials (e.g., soil minerals for plant growth), energy sources (e.g., sunlight), causes (e.g., the match that starts a fire), or conditions (e.g., warmth or care). For Level 1 students, a good explanation tells how the enablers help the actors to achieve their purposes. They do not see that “you are what you eat.” They think of food as the necessary enabler for life, growth, or energy, but not as substance that becomes part of the eater or has chemical potential energy. Thus, materials may appear or disappear, or the fate of materials may not be part of the story at all.

The following quotes are representative of the accounts of Level 1 students.

Interviewer: *Do you know how the girl's body uses it [food] to grow?*

Watson: *Because the food helps make energy for the girl so then she can like learn how to walk and crawl and stuff. And then it will also help the baby so it will be happy, be not mean and stuff.*

Here, the natural process is growth and development, which happens when a child has food. Like most Level 1 students, Watson does not

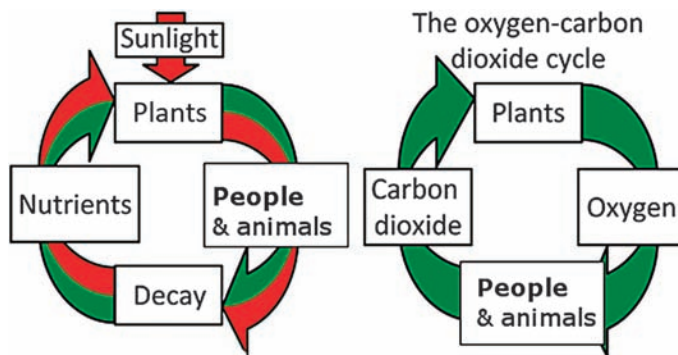


Figure 3. Level 2 account of carbon-transforming processes. While these accounts identify some of the matter and energy involved, they are still focused on actors and their needs.

clearly distinguish between growth and other actions that are enabled by food, such as learning to walk and crawl or being happy.

Martran [in response to a question about where the mass in a large tree comes from]: *I think its leaves. Leaves come from trees; the weight comes from when a plant grows the weight also grows bigger.*

Martran identifies leaves as part of the new mass, but he doesn't trace the matter back to its origins. Like many Level 1 students, he explains the increased mass simply by noting that the tree has gotten bigger.

Alicia [describing what happens to a match when it burns]: *Because as the match burns, the flame moves down the stick and burns the wood until it is gone.*

In this account, the flame consumes the wood and makes it disappear.

Level 2

Level 2 reasoning (Figure 3) is common in students of all ages, from elementary through high school. When reasoning about energy, 87% of elementary students, 77% of middle school students, and 58% of high school students showed Level 1 or 2 reasoning (Jin & Anderson, 2012). By contrast, 9% of seniors in a college course for science-teacher candidates showed Level 2 reasoning about matter (J. M. Parker, unpublished data).

Level 2 students still tell stories about actors and enablers, but they include additional details that allow them to recognize cycles. In their stories, specific processes have specific needs. The stories often include material inputs and outputs, but the inputs and outputs are restricted to what is visible and a few specific gases. Thus, they identify a cycle in which oxygen and carbon dioxide are exchanged between plants and animals. Some vague solid matter, often identified as “nutrients,” also cycles between organisms. The transformations of inputs to outputs don't follow scientific rules such as conservation of matter. In the examples below, Level 2 students identify soil, fertilizer, sweat, and ash as inputs or outputs. Atoms are not traced, and materials may turn into energy. Food or fuel is seen as a physical necessity for some hidden process. Energy may be a ubiquitous enabler or connected with particular substances.

Reaganne: *I think their [the plants'] weight comes from the soil and fertilizer because as it grows it increases in weight and fertilizer and soil are the things that make a plant grow.*

Hadid: *It [the fat] turned into energy and it got burnt and came out through sweat.*

Jenna: *The wood [of the match] burns into ash and it loses weight because it is losing mass.*

Level 3

Level 3 students (Figure 4) are mostly high school students (or older). Their accounts include cellular processes such as respiration and photosynthesis, as well as many scientific vocabulary words. They recognize the importance of tracing matter and energy but are unable to do so successfully. Rather than describing sequences involving actors and enablers, Level 3 students are much better at identifying key subsystems (such as cells, molecules, and atoms), materials (such as glucose and other organic materials, in addition to oxygen, carbon dioxide, and water), and forms of energy. However, they still are not able to trace matter and energy through the scientific carbon cycle; therefore, their accounts of cycles are very similar to those of Level 2 students. These students attempt to identify the elements in some inputs and/or outputs. In addition, they add energy to their accounts of the food chain and combustion; but because they make mistakes, their accounts of cycles are very similar to those of Level 2 students (Figure 3). Examples of their mistakes include energy cycling with carbon and returning to plants as nutrients in the soil (i.e., both energy and matter recycle) or energy getting used up and disappearing. In general, Level 3 students trace matter and energy intermittently, inconsistently, inaccurately, or incompletely. Level 3 students know about the laws of conservation of matter and energy, but they often give accounts that don't follow conservation rules. The quotes below give examples of Level 3 thinking.

Felicia: *The weight [of the plant] comes mostly from H_2O it receives which it uses in its light reactions to eventually produce glucose to provide itself with energy.*

Felicia does not attempt to account for the carbon source of the glucose.

Richard: *The gasoline is burned while it's in the engine. And all the bonds in it are broken and rearranged. And then it goes out the exhaust into the atmosphere as carbon dioxide...*

Interviewer: *So where does the energy initially in the gasoline go?*

Richard: *It runs through the engine and then is converted to carbon dioxide.*

Richard's account traces carbon but not oxygen and hydrogen. Like many Level 3 accounts, Richard's account includes a matter–energy conversion.

Interviewer: *Okay. So, do you think that the tree needs energy?*

Rachel: *Yeah.*

Interviewer: *Where does the energy come from?*

Rachel: *When it burns the glucose to make its food.*

Interviewer: *So the energy comes from glucose?*

Rachel: *Yeah.*

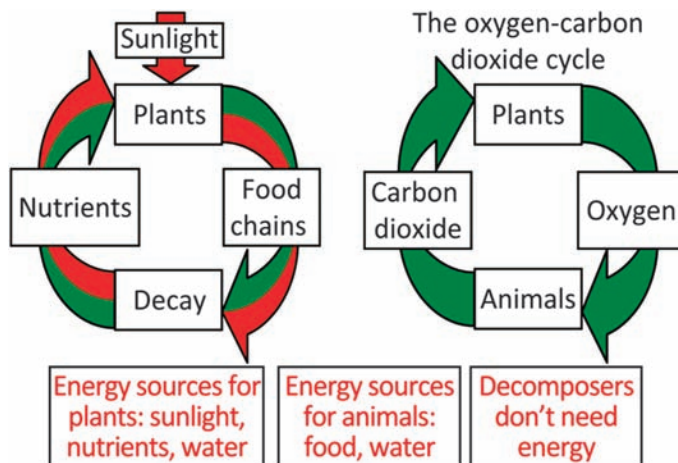


Figure 4. Level 3 account. Students identify more of the matter but are missing critical connections. They often confound matter and energy at various points.

Interviewer: *Okay. So where does the energy of the glucose come from?*

Rachel: *In its bonds in like carbon to carbon and carbon hydrogen bonds.*

Interviewer: *So where does that energy come from?*

Rachel: *In the bonds of the carbon dioxide and the water.*

Rachel is “almost there”; she successfully traces energy through several processes but then traces the chemical energy in glucose back to the matter that glucose is made from (carbon dioxide and water) rather than to its energy source (sunlight).

Level 4

Level 4 students have developed a *sense of necessity* with respect to accounts of carbon-transforming processes – a sense that an account is not complete or accurate unless matter is conserved and energy is conserved and degraded in every individual process and in the system as a whole. Thus, the conservation rules are used as tools for analyzing processes.

Cheryl: *The plant's increase in weight comes from CO_2 in the air. The carbon in that molecule is used to create glucose, and several polysaccharides which are used for support.*

Interviewer: *So what does a flame need in order to keep burning?*

Eric: *Flame needs a source of fuel, which has the higher energy bonds like carbon and hydrogen and it also needs oxygen in order to help break that apart.*

Interviewer: *So if you look at the flame. So over time, you know, the wood, part of the wood, as the wood was burning, you know, lost some weight, right? So where does the lost material go?*

Eric: *It is similarly to when something is eaten. It is converted and recombined with the oxygen to be carbon dioxide and water vapor, which is released into the atmosphere around it.*

Thus, Cheryl and Eric explain carbon-transforming processes in ways consistent with the NGSS and scientific accounts. Level 4 students trace matter and energy across scales without confounding the two.

Elements (C, H, and O) that are part of inputs are also identified in corresponding outputs. Energy is not always associated with the same atoms. Rather, energy is associated with molecules that have reduced forms of carbon and hydrogen (C–C and C–H bonds) rather than oxidized forms (C–O or H–O bonds). The energy in a system is ultimately transformed into low-grade thermal energy that cannot be recycled. Thus, matter cycles and energy flows.

○ Summary of Learning Progression

We can now see that the three seemingly random responses from college students quoted in the introduction fit the patterns described by learning progressions. Susan is a Level 3 student who thinks about photosynthesis at the molecular level; she identifies specific molecules as inputs and outputs but does not feel constrained to account for all of the elements and the source of the energy. Ruth has a Level 2 understanding of photosynthesis in which gases cycle separately from solids. Mark has a Level 2 or 3 understanding of respiration; in his account, he converts matter into energy, which then disappears.

The learning-progression research shows that only Level 4 students consistently trace matter and energy. This understanding is a significant intellectual accomplishment, requiring students to develop new ways of interpreting familiar phenomena. It requires looking at familiar objects and organisms and seeing them as being made of organic molecules with high-energy bonds. It requires that explanations of processes account for all atoms and all energy transformations. Students who don't think this way see different patterns in the carbon-transforming processes (Mohan et al., 2009). Lower-level students see the processes in living plants and animals as all similar – driven by living actors and their enablers. For these learners, decay is quite different – something that happens naturally to dead things – and combustion is also different. Level 4 students, on the other hand, are able to classify the processes according to their underlying chemical changes, so these learners see quite different patterns in what is alike and what is different. Photosynthesis is unique as a process that creates organic materials out of inorganic matter. Food chains involve multiple transformations in organic matter. Three processes that seem completely different to lower-level learners – animal movement, decay, and combustion – are all seen by Level 4 students as relying on energy released by oxidation of organic matter.

○ Implications for Teaching

What are the implications of these learning-progression findings for teaching? The biggest difference between Levels 3 and 4 is a commitment and ability to trace matter and energy. That is, students with a Level 4 understanding use the tracing of matter and energy as analytical tools or crosscutting concepts (National Research Council, 2012) to examine processes. Very few students achieve Level 4 understanding of these processes.

Rice et al. (2014) have shown that among non-science majors at the college level, when instruction explicitly and consistently uses the tracing of matter and energy as an organizational framework, more students advance to a Level 4 understanding than in classes that use less directed active learning (42% vs. 16%). Insistence on precise and consistent use of language by both teachers and students appears to

be another common factor of the instruction in these effective classrooms. For example, the difference between “The food was used to provide energy” and “The food was converted to energy” is subtle but important.

In the Carbon TIME curriculum, currently being developed for middle school and high school students in a partnership among Michigan State University, the National Geographic Society, and the Seattle Public Schools (http://envlit.educ.msu.edu/publicsite/html/CarbonTIME1415_unit_zip_files.html), explicit instruction about how to use the crosscutting concepts of matter and energy takes the form of rules (Atoms last forever; Atoms can be rearranged to form different molecules; Energy lasts forever) and questions that students are routinely asked as they develop models for the processes they explore (Where are atoms moving? What is happening to carbon atoms? What is happening to chemical energy?)

○ Implications for Understanding Current Issues Related to Energy Use & Global Climate Change

We believe that the understanding of carbon cycling depicted as Level 4 understanding in Figure 1 and included in the NGSS is essential for our high school graduates to engage as informed citizens in discussions of global climate change and to make informed and responsible decisions. They will need to connect everyday events, news items, and knowledge of the global carbon cycle using conservation of matter and energy. All the carbon atoms in our environment have to be *somewhere*, and through carbon-transforming processes that happen every day we decide where those carbon atoms will go. The learning-progression research shows that many (~35%; Mohan et al., 2009; Jin & Anderson, 2012) high school students, and therefore probably much of the public, have a Level 2 understanding of carbon-transforming processes. Many of these students do not connect gas cycles (CO₂ from animals ←→ oxygen from plants) with cycles of nutrients or carbon-containing solids.

Although we have not looked at the thinking of the public at large, we have reason to believe that unscientific reasoning about carbon-transforming processes is a prevalent and recalcitrant problem. Hartley et al. (2011) found that 50% of college biology students from 13 institutions used a mix of scientific and informal reasoning about carbon transforming processes after instruction specifically targeted at helping students learn to track matter and energy; 16% relied entirely on informal reasoning.

Only 10% of high school students typically have a Level 4 understanding (Mohan et al., 2009; Jin & Anderson, 2012). However, even with a Level 3 understanding, people will have difficulties understanding the consequences of decisions they make for atmospheric carbon because they make mistakes in tracing matter and energy, losing sight of one or the other in multistep processes. For example, when trying to weigh the costs and benefits of biofuels, Level 3 students are likely to have trouble evaluating the advantage of fuels that, like gasoline from petroleum, produce carbon dioxide when they are burned. To understand the argument, they need to trace those carbon atoms further back, to their origins in recent photosynthesis or in carbon that was previously sequestered underground in fossil fuels.

But the biofuels story is more complex than that. Consider the work of the Great Lakes Bioenergy Center, where scientists and engineers investigate multiple biomass crops, agricultural practices, and biofuels preparation processes. Some methods for producing biofuels consume almost as much fuel as they produce. Other methods release more carbon dioxide from the soil than fossil fuels release when they are burned (Searchinger et al., 2009). So we can't just teach students that biofuels are "good" or "bad" for climate change. Instead, we must prepare them to make informed choices about methods for producing biofuels that haven't even been invented yet. Evaluating such scenarios requires a commitment to tracing matter, particularly carbon, without being sidetracked by more or less appealing "green" stories.

Thus, learning-progression research helps us understand why students' accounts of basic processes are garbled, how we can do a better job of teaching these processes, using conservation laws as analytical tools and not just as additional facts, and why it is difficult for many people to assimilate and evaluate the information surrounding global climate change.

Acknowledgments

This research was supported in part by grants from the National Science Foundation: Learning Progression on Carbon-Transforming Processes in Socio-Ecological Systems (NSF 0815993), Targeted Partnership: Culturally Relevant Ecology, Learning Progressions and Environmental Literacy (NSF 0832173), CCE: A Learning Progression-based System for Promoting Understanding of Carbon-transforming Processes (DRL 1020187), and Tools for Reasoning about Water in Socio-ecological Systems (DRL-1020176). Additional support was provided by the Great Lakes Bioenergy Research Center. Any opinions, findings, and conclusions or recommendations expressed in this material are those of the author(s) and do not necessarily reflect the views of the National Science Foundation or the U.S. Department of Energy.

References

- Duschl, R.A., Schweingruber, H.A. & Shouse, A.W., Eds. (2007). *Taking Science to School: Learning and Teaching Science in Grades K–8*. Washington, DC: National Academies Press.
- Hartley, L.M., Wilke, B.J., Schramm, J.W., D'Avanzo, C. & Anderson, C.W. (2011). College students' understanding of the carbon cycle: contrasting principle-based and informal reasoning. *BioScience*, 61, 65–75.
- Jin, H. & Anderson, C.W. (2012). A learning progression for energy in socio-ecological systems. *Journal of Research in Science Teaching*, 49, 1149–1180.
- Mohan, L., Chen, J. & Anderson, C.W. (2009). Developing a multi-year learning progression for carbon cycling in socio-ecological systems. *Journal of Research in Science Teaching*, 46, 675–698.
- National Research Council. (2012). *A Framework for K–12 Science Education: Practices, Crosscutting Concepts, and Core Ideas*. Washington, DC: National Academies Press.
- NGSS Lead States. (2013). *Next Generation Science Standards*. Washington, DC: National Academies Press.
- Parker, J.M., Anderson, C.W., Heidemann, M., Merrill, J., Merritt, B., Richmond, G. & Urban-Lurain, M. (2012). Exploring undergraduates' understanding of photosynthesis using diagnostic question clusters. *CBE Life Sciences Education*, 11, 47–57.



Get your favorite biology education resource delivered your favorite way.

The American Biology Teacher is now available for your digital devices.

Visit www.NABT.org/publications for more information, or find the *ABT* on iTunes, Google Play, and Amazon.



Rice, J., Doherty, J.H. & Anderson, C.W. (2014). Principles, first and foremost: a tool for understanding biological processes. *Journal of College Science Teaching*, 43, 74–82.

Richmond, G., Merritt, B., Urban-Lurain, M. & Parker, J. (2010). The development of a conceptual framework and tools to assess undergraduates' principled use of models in cellular biology. *CBE-Life Sciences Education*, 9, 441–452.

Searchinger, T.D., Hamburg, S.P., Melillo, J., Chameides, W., Havlik, P., Kammen, D.M. & others (2009). Fixing a critical climate accounting error. *Science*, 326, 527–528.

Wilson, C.D., Anderson, C.W., Heidemann, M., Merrill, J.E., Merritt, B.W., Richmond, G., Sibley, D.F. & Parker, J.M. (2006). Assessing students' ability to trace matter in dynamic systems in cell biology. *CBE-Life Sciences Education*, 5, 323–331.

JOYCE M. PARKER (parker13@msu.edu) is in the Department of Geological Sciences and ELIZABETH X. DE LOS SANTOS (delossa9@msu.edu) and CHARLES W. ANDERSON (andya@msu.edu) are in the Department of Teacher Education at Michigan State University, East Lansing, MI 48824.

Gibco®



Cell culture basics

The Gibco® Cell Culture Basics handbook and videos are designed to ensure everyone can learn the essential techniques needed to culture cells.

Go to lifetechnologies.com/nabt to download the handbook and view the videos.

life
technologies

A Thermo Fisher Scientific Brand

For Research Use Only. Not for use in diagnostic procedures. © 2015 Thermo Fisher Scientific Inc. All rights reserved. All trademarks are the property of Thermo Fisher Scientific and its subsidiaries unless otherwise specified. CO013646 0215



Process Oriented Guided-Inquiry Learning



Flinn's Best Selling Series

Flinn Scientific and the POGIL Project have collaborated to publish a new series of student-centered learning activities for high school biology. POGIL activities:

- Create an interactive learning environment with specially designed guided-inquiry learning activities.
- Empower students to construct their own understanding of key concepts.
- Inspire passion and creativity for the learning process and problem-solving.
- Increase students' science content mastery and analytical reasoning skills simultaneously.

What's Included?

- Teacher edition with electronic PDFs of all the student handouts.
- Teacher resources include learning objectives, knowledge prerequisites, teaching tips, assessment questions and answers.
- Printable student activity pages.

Contact Flinn for license agreement to post activities on a password-protected website.

You only purchase the teacher edition.

The student edition is included!


POGIL™ Activities for High School Biology

31 activities in seven major topic areas:

- Nature of Science
- Biochemistry
- Cells and Cellular Processes
- Genetics
- Evolution
- Ecology
- Body Systems

254 pages, 8½" × 11", spiral-bound.

Catalog No.	Description	Price/Each
AP7553	POGIL™ Activities for High School Biology	\$52.95



POGIL™ Activities for AP* Biology


32 activities in six major topic areas:

- Biochemistry
- Cells and Cellular Processes
- Genetics
- Ecology
- Body Systems
- Evolution

All activities are aligned with the updated curriculum framework. 296 pages, 8½" × 11", spiral-bound.



Catalog No.	Description	Price/Each
FB2047	POGIL™ Activities for AP* Biology	\$52.95



*AP is a registered trademark of the College Board, which was not involved in the production of, and does not endorse, this product.



"Your Safer Source for Science Supplies"

©2015 Flinn Scientific, Inc. All Rights Reserved.

(800) 452-1261 • Fax: (866) 452-1436 • P.O. Box 219 • Batavia, IL 60510 • E-mail: flinn@flinnsci.com • www.flinnsci.com

New

Laboratory Experiments for General, Organic and Biological Chemistry

Perfect for Pre-Nursing and Allied Health Chemistry

FLINN
EXCLUSIVE

College Lab Manual—Annotated Instructor's Edition

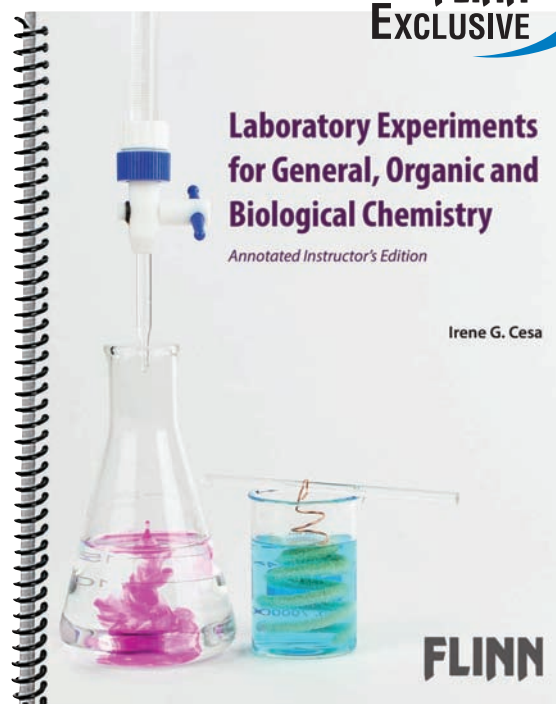
Author: Irene G. Cesa, Ph.D.

A new standard for the GOB Lab! New comprehensive lab manual includes 36 tested labs that have been designed for the next generation of allied health professionals. Optimized experiments meet the characteristic curriculum and time objectives of the general, organic and biological chemistry laboratory.

Unique format represents real value—buy one, and you're done! Flinn's Annotated Instructor's Edition includes access to electronic files for all student handouts. A license agreement is available to obtain permission to post the student handouts to a password-protected website or learning management system. No further cost to you or your students!

Features and Benefits:

- Pre-laboratory assignment for every experiment ensures that students are prepared and “on the same page” as the instructor.
- Guided-inquiry labs increase student ownership, promote critical thinking, and teach experimental design and reasoning.
- Green, applications-oriented experiments illustrate the relationship between fundamental principles in chemistry, biology, health sciences, and environmental chemistry.
- Small-scale or microscale labs save time and money. Students can do more trials and exposure to hazardous chemicals is reduced.
- Comprehensive instructor notes include real sample data, answers for all questions, safety precautions, RCRA disposal recommendations, preparation of solutions, as well as valuable lab hints, teaching tips and supplementary information.



©2015 Flinn Scientific, Inc. All Rights Reserved.

- Safety comes first! Comprehensive chemical hazard information and safety precautions are GHS compliant.

For more information and three free sample activity write-ups, go to www.flinnsci.com and search AP7927. See for yourself how the experiments in this new manual are optimized to meet the objectives of your general, organic, and biological chemistry laboratory.

Catalog No.	Description	Price/Each
AP7927	Laboratory Experiments for General, Organic and Biological Chemistry	\$129.95

Order Today!

FLINN Higher
Ed

1-800-452-1261
www.flinnsci.com

“A Higher Standard of Service”